

NOTE

MATERIAL:

1. HOUSING : PBT 15% GLASS FILLED UL94 V0 BLACK
 THE HOUSING WILL WITHSTAND EXPOSURE TO 260-265°C FOR 3.5 SECONDS
 IN A WAVESOLDERING APPLICATION.

2. PIN : BRASS

PLATING :

- ③ 2 MICRON MIN SnPb OVER 1.27 MICRON MIN. NICKEL UNDER COAT (FOR LEADED VERSION)
- ④ 2 MICRON MIN MATTE TIN OVER 1.27 MICRON MIN. NICKEL UNDER COAT (FOR LEAD FREE VERSION)
- ④ 0.5 MICRON MIN Au OVER 1.27 MICRON MIN. NICKEL.
- ⑤ 0.1 MICRON MIN Au OVER 1.27 MICRON MIN. NICKEL.
- ⑥ 0.3 MICRON MIN Au OVER 1.27 MICRON MIN. NICKEL.

7. POLARIZED HEADER SPECIFIED POSITION DOSE NOT HAVE PIN AS SHOWN

* 67094-0974TH FROM RIGHT

* 67094-0982ND FROM RIGHT

8. OPERATING TEMPERATURE : -25°C TO +85°C

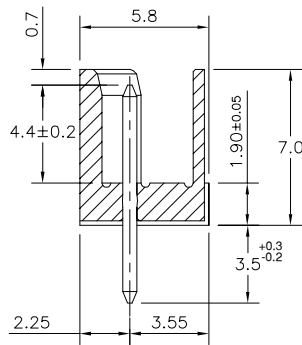
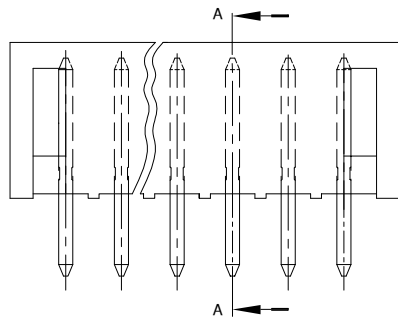
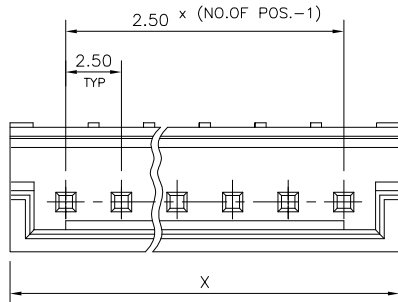
9. MECHANICAL PERFORMANCE

DURABILITY (MATING CYCLES)

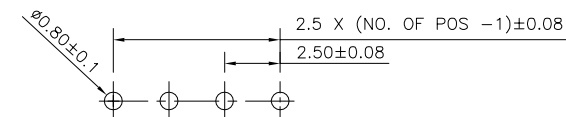
GOLD : 50
 TIN-LEAD : 20

CONTACT RETENTION - 1.5 KG

10. ELECTRICAL PERFORMANCE
 WITHSTANDING VOLTAGE : 750 V
 INSULATION RESISTANCE : 500M Ωmin
 CURRENT RATING : 2 amp DC
 CONTACT RESISTANCE : 20m Ωmax



SECTION-AA



RECOMMENDED PCB LAYOUT

PART NUMBER	POS.	DIMN. X	PLATING
67094-098 / 67094-098LF	18	47.5	③
67094-097 / 67094-097LF	14	37.5	③
67094-096 / 67094-096LF	8	22.5	③
67094-095 / 67094-095LF	20	52.5	③
67094-094 / 67094-094LF	19	50.0	③
67094-093 / 67094-093LF	18	47.5	③
67094-092 / 67094-092LF	17	45.0	③
67094-091 / 67094-091LF	16	42.5	③
67094-090 / 67094-090LF	15	40.0	③

PART NUMBER	POS.	DIMN. X	PLATING
67094-089 / 67094-089LF	14	37.5	③
67094-088 / 67094-088LF	13	35.0	③
67094-087 / 67094-087LF	12	32.5	③
67094-086 / 67094-086LF	11	30.0	③
67094-085 / 67094-085LF	10	27.5	③
67094-084 / 67094-084LF	9	25.0	③
67094-083 / 67094-083LF	8	22.5	③
67094-082 / 67094-082LF	7	20.0	③
67094-081 / 67094-081LF	6	17.5	③
67094-080 / 67094-080LF	5	15.0	③
67094-079 / 67094-079LF	4	12.5	③
67094-078 / 67094-078LF	3	10.0	③
67094-077 / 67094-077LF	2	7.5	③
67094-076 / 67094-076LF	20	52.5	③
67094-075 / 67094-075LF	19	50.0	③
67094-074 / 67094-074LF	18	47.5	③
67094-073 / 67094-073LF	17	45.0	③
67094-072 / 67094-072LF	16	42.5	③
67094-071 / 67094-071LF	15	40.0	③
67094-070 / 67094-070LF	14	37.5	③
67094-069 / 67094-069LF	13	35.0	③
67094-068 / 67094-068LF	12	32.5	③
67094-067 / 67094-067LF	11	30.0	③
67094-066 / 67094-066LF	9	25.0	③
67094-065 / 67094-065LF	7	20.0	③
67094-064 / 67094-064LF	6	17.5	③

PART NUMBER	POS.	DIMN. X	PLATING
67094-063 / 67094-063LF	5	15.0	④
67094-062 / 67094-062LF	6	17.5	⑤
67094-061 / 67094-061LF	10	27.5	④
67094-060 / 67094-060LF	8	22.5	④
67094-059 / 67094-059LF	4	12.5	④
67094-058 / 67094-058LF	3	10.0	④
67094-057 / 67094-057LF	2	7.5	④
67094-020 / 67094-020LF	20	52.5	③
67094-019 / 67094-019LF	19	50.0	③
67094-018 / 67094-018LF	18	47.5	③
67094-017 / 67094-017LF	17	45.0	③
67094-016 / 67094-016LF	16	42.5	③
67094-015 / 67094-015LF	15	40.0	③
67094-014 / 67094-014LF	14	37.5	③
67094-013 / 67094-013LF	13	35.0	③
67094-012 / 67094-012LF	12	32.5	③
67094-011 / 67094-011LF	11	30.0	③
67094-010 / 67094-010LF	10	27.5	③
67094-009 / 67094-009LF	9	25.0	③
67094-008 / 67094-008LF	8	22.5	③
67094-007 / 67094-007LF	7	20.0	③
67094-006 / 67094-006LF	6	17.5	③
67094-005 / 67094-005LF	5	15.0	③
67094-004 / 67094-004LF	4	12.5	③
67094-003 / 67094-003LF	3	10.0	③
67094-002 / 67094-002LF	2	7.5	③

1.LF Products meet European Union Directives and other country Regulations as described in GS-22-008.

2.The Housing will withstand exposure to 260° peak temperature for 3.5 sec in a wave solder application with a 1.6mm Min thick circuitboard.

3.Lead Free or ROHS Directive labelling to be provided as per GS-14-920 for Lead Free version.

mat'l. code		surface ISO 1302		tolerance ISO 406 ISO 1101		projection		product family	
-		✓		✓		⊕		RELIMATE	
ltr	ecn no	dr	date	tolerances unless otherwise specified		MM		title	
P	106-0123	HVN	2006-07-20	angles	linear	±0.13		RELIMATE HEADER VERTICAL	
R	107-0039	HVN	2007-03-16	0°±2°		scale 5:1		dwg no	
		dr		MINI K VANDANATH		2003-04-14		sheet 1 of 1	
		enrg		HIRAN V N		2003-04-14		size	
		chr		HIRAN V N		2007-03-16		A3	
		appd		HIRAN V N		2007-03-16		type	
		R						Product Customer Drawing	
sheet index	revision sheet	1							



Copyright FCI